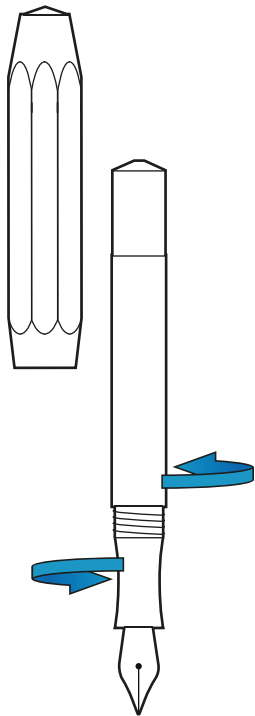
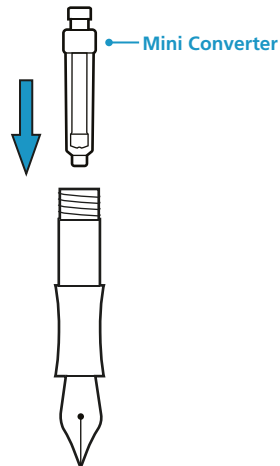


MINI CONVERTER (FOR SPORT)

1 Screw the fountain pen open.

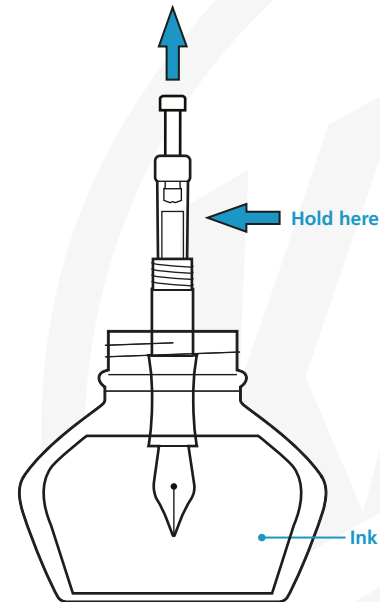


2 Insert the Kaweco Mini Converter.



3a Dip the entire nib and feed into the ink. Pull the knurled end of the Mini Converter. To fill while holding the lower part, keep the nib submerged.

To clean the nib, please wipe with a soft paper towel.



3b To keep the front piece of a transparent fountain pen clean, we recommend to fill the Mini Converter separately. Dip the front of the Mini Converter into the ink. Pull the knurled end upwards. Keep the front submerged while slowly filling the Converter with ink. Insert the Mini Converter into the transparent fountain pen.

